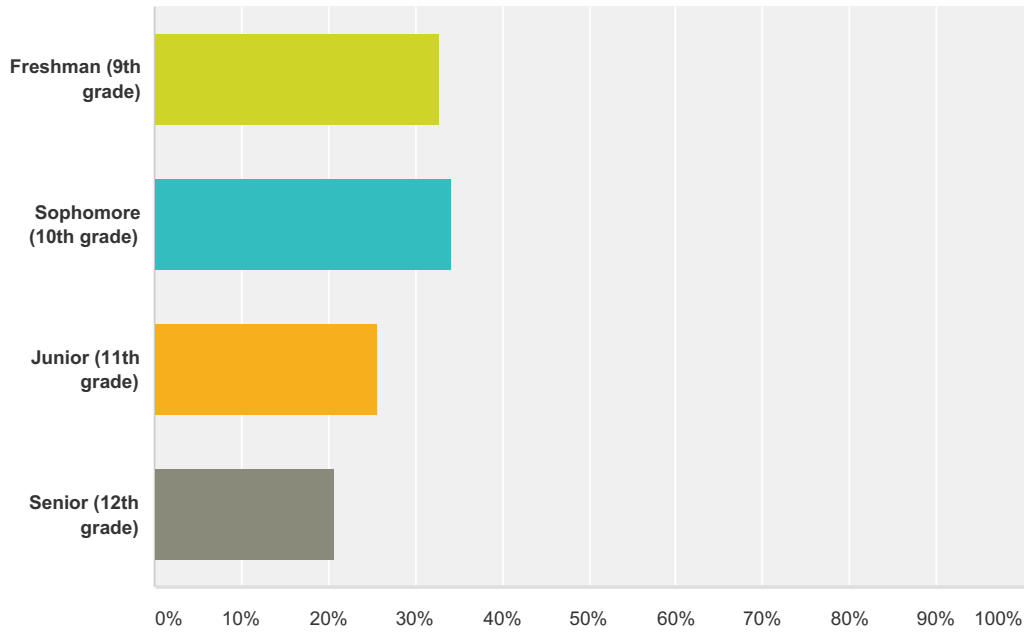


Q1 Which grades are your children in at Prospect?

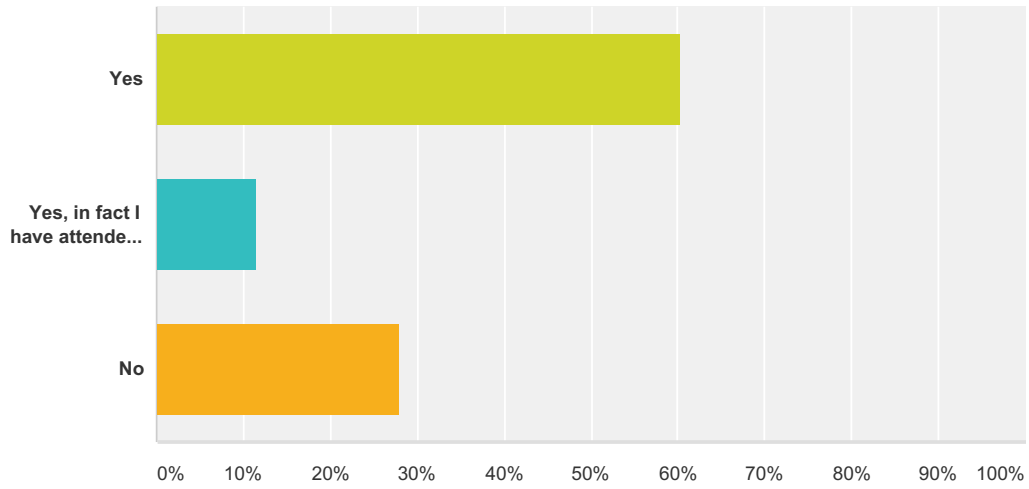
Answered: 140 Skipped: 0



| Answer Choices | Responses |
|-------------------------------|-----------|
| Freshman (9th grade) | 32.86% 46 |
| Sophomore (10th grade) | 34.29% 48 |
| Junior (11th grade) | 25.71% 36 |
| Senior (12th grade) | 20.71% 29 |
| Total Respondents: 140 | |

Q2 Are you familiar with the PTSA?

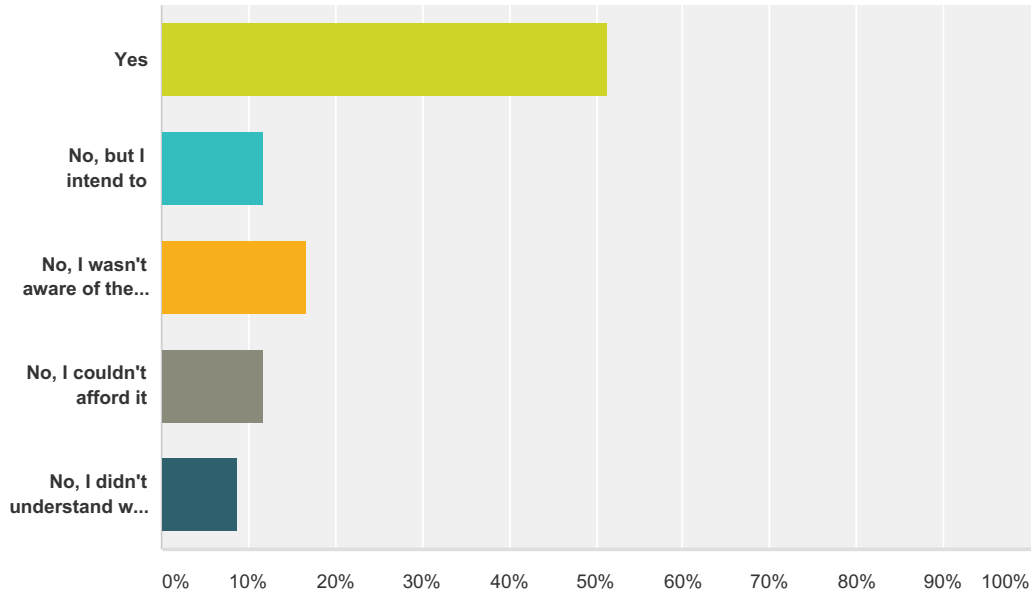
Answered: 139 Skipped: 1



| Answer Choices | Responses |
|---|------------|
| Yes | 60.43% 84 |
| Yes, in fact I have attended a PTSA meeting | 11.51% 16 |
| No | 28.06% 39 |
| Total | 139 |

Q3 PTSA Sponsors a Membership Drive each school year to collect donations to fund PTSA sponsored programs at Prospect such as student scholarships, teacher grants, Open House, student programs and staff recognition. Did you donate to this drive?

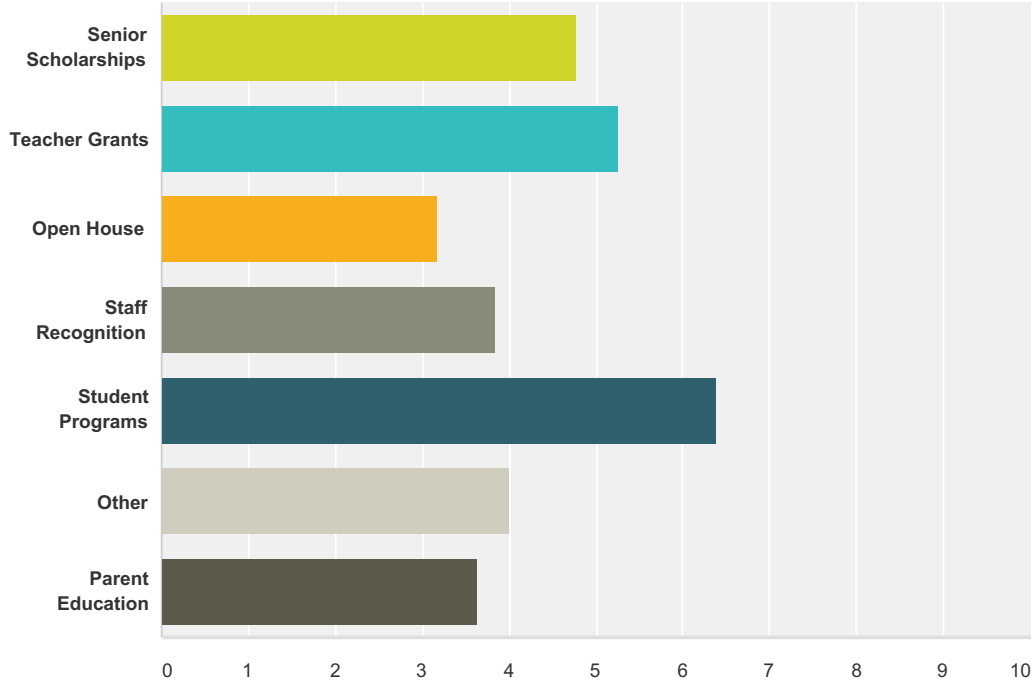
Answered: 138 Skipped: 2



| Answer Choices | Responses |
|--|------------|
| Yes | 51.45% 71 |
| No, but I intend to | 11.59% 16 |
| No, I wasn't aware of the drive | 16.67% 23 |
| No, I couldn't afford it | 11.59% 16 |
| No, I didn't understand what PTSA did and why it was important | 8.70% 12 |
| Total | 138 |

Q4 Please rank in order of importance to you the programs that PTSA supports (1 being the highest ranking and 6 the lowest):

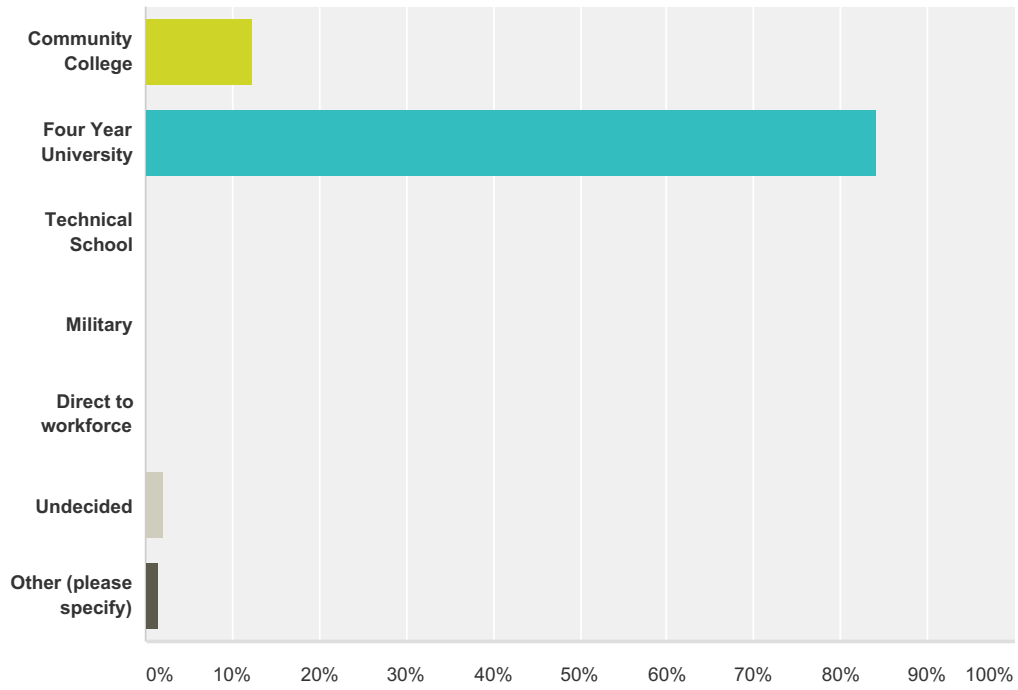
Answered: 135 Skipped: 5



| | 1 | 2 | 3 | 4 | 5 | 6 | 7 | Total | Score |
|---------------------|--------------|--------------|--------------|--------------|--------------|--------------|------------|-------|-------|
| Senior Scholarships | 20.61% 27 | 12.98% 17 | 24.43% 32 | 19.08% 25 | 11.45% 15 | 11.45% 15 | 0.00% 0 | 131 | 4.78 |
| Teacher Grants | 17.69% 23 | 33.85% 44 | 20.00% 26 | 16.92% 22 | 9.23% 12 | 2.31% 3 | 0.00% 0 | 130 | 5.27 |
| Open House | 2.33% 3 | 4.65% 6 | 13.18% 17 | 10.08% 13 | 27.91% 36 | 41.86% 54 | 0.00% 0 | 129 | 3.18 |
| Staff Recognition | 1.56% 2 | 7.81% 10 | 16.41% 21 | 35.16% 45 | 25.78% 33 | 13.28% 17 | 0.00% 0 | 128 | 3.84 |
| Student Programs | 57.25% 75 | 29.01% 38 | 11.45% 15 | 0.00% 0 | 1.53% 2 | 0.76% 1 | 0.00% 0 | 131 | 6.38 |
| Other | 0.00% 0 | 0.00% 0 | 0.00% 0 | 100.00% 1 | 0.00% 0 | 0.00% 0 | 0.00% 0 | 1 | 4.00 |
| Parent Education | 1.57% 2 | 12.60% 16 | 14.96% 19 | 18.11% 23 | 23.62% 30 | 29.13% 37 | 0.00% 0 | 127 | 3.63 |

Q5 What are your oldest child's plans after high school?

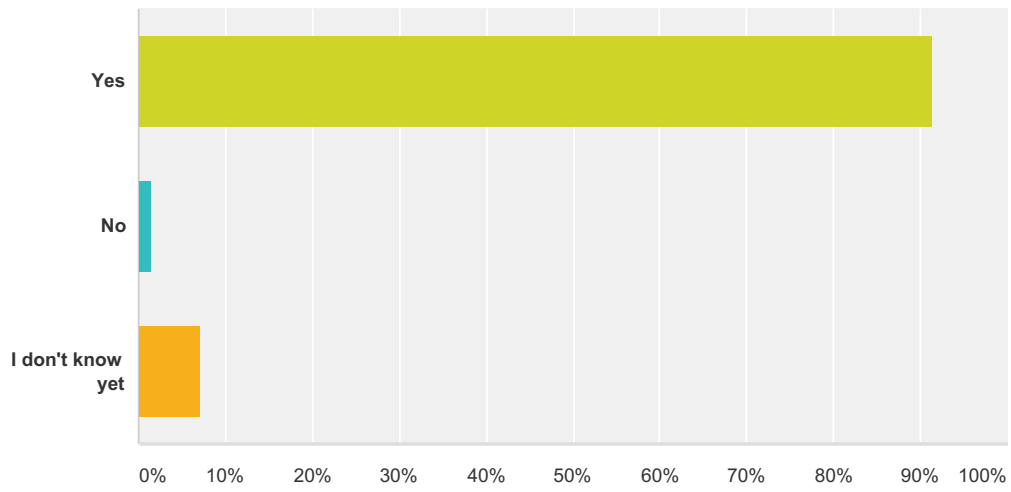
Answered: 139 Skipped: 1



| Answer Choices | Responses |
|------------------------|------------|
| Community College | 12.23% 17 |
| Four Year University | 84.17% 117 |
| Technical School | 0.00% 0 |
| Military | 0.00% 0 |
| Direct to workforce | 0.00% 0 |
| Undecided | 2.16% 3 |
| Other (please specify) | 1.44% 2 |
| Total | 139 |

Q6 Does your child plan to take the SAT or ACT tests for college entrance?

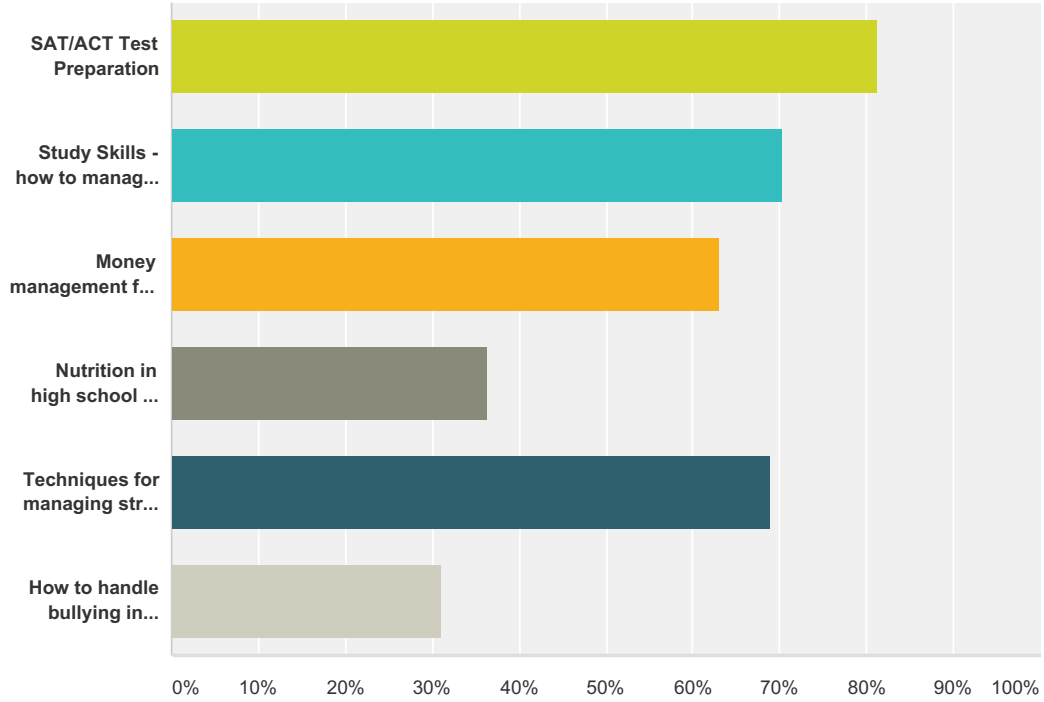
Answered: 139 Skipped: 1



| Answer Choices | Responses |
|------------------|------------|
| Yes | 91.37% 127 |
| No | 1.44% 2 |
| I don't know yet | 7.19% 10 |
| Total | 139 |

Q7 What kind of educational programs are you interested in for your student? Check all that apply

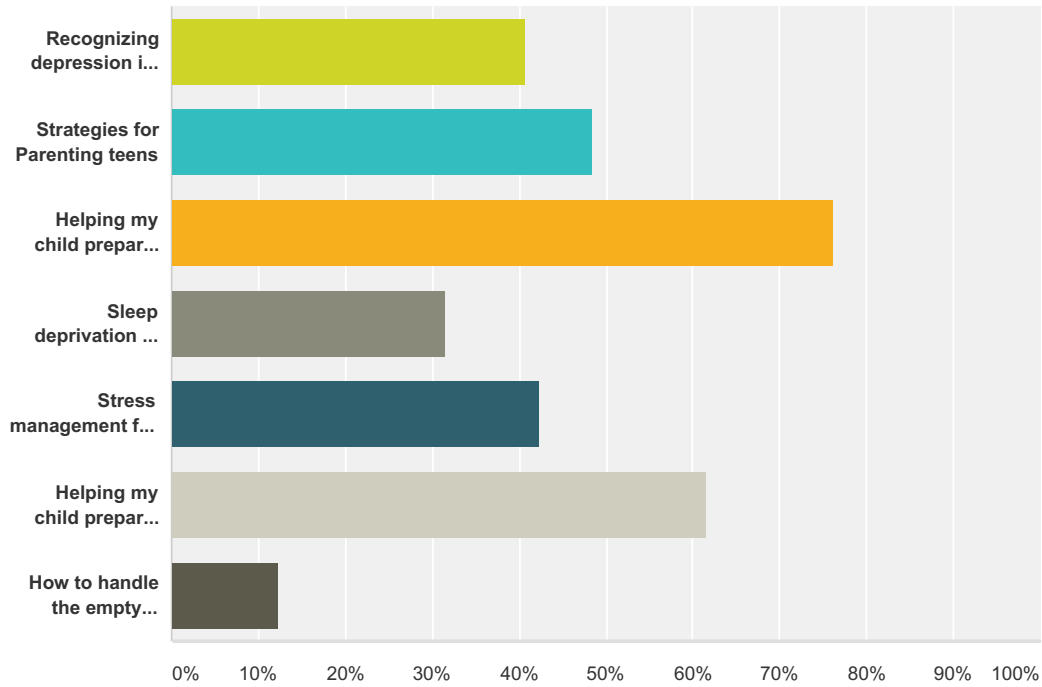
Answered: 138 Skipped: 2



| Answer Choices | Responses |
|---|------------|
| SAT/ACT Test Preparation | 81.16% 112 |
| Study Skills - how to manage and master high school | 70.29% 97 |
| Money management for new adults | 63.04% 87 |
| Nutrition in high school and beyond | 36.23% 50 |
| Techniques for managing stress and anxiety | 68.84% 95 |
| How to handle bullying in school | 31.16% 43 |
| Total Respondents: 138 | |

Q8 PTSA is looking at sponsoring programs for parents and extended family to help teenagers succeed as students and adults. Which programs would you be interested in attending? Check all that apply

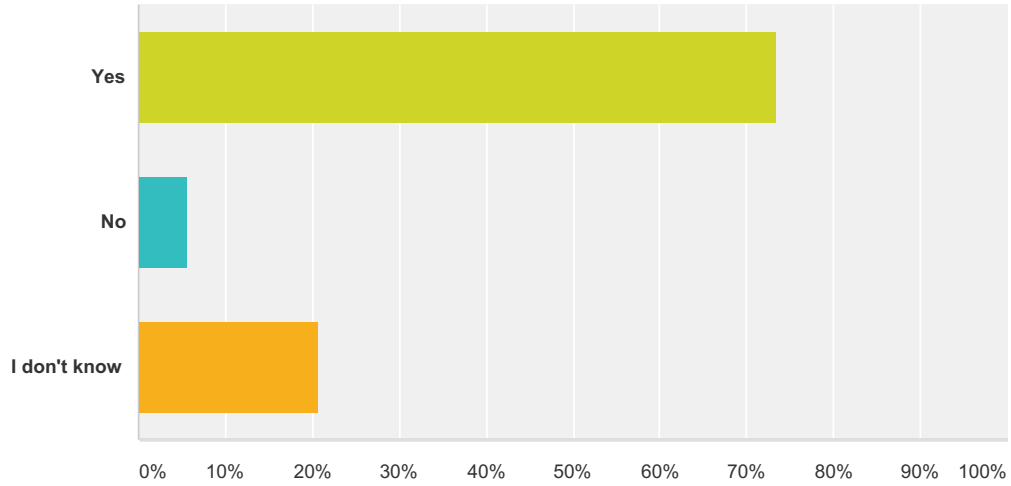
Answered: 130 Skipped: 10



| Answer Choices | Responses |
|---|-----------|
| Recognizing depression in teens | 40.77% 53 |
| Strategies for Parenting teens | 48.46% 63 |
| Helping my child prepare for college | 76.15% 99 |
| Sleep deprivation and my child | 31.54% 41 |
| Stress management for parents of high school students | 42.31% 55 |
| Helping my child prepare for the SAT/ACT | 61.54% 80 |
| How to handle the empty nester's syndrome | 12.31% 16 |
| Total Respondents: 130 | |

Q9 Would you as a parent/caregiver be willing to pay a nominal fee for quality programs that PTSA brings to you?

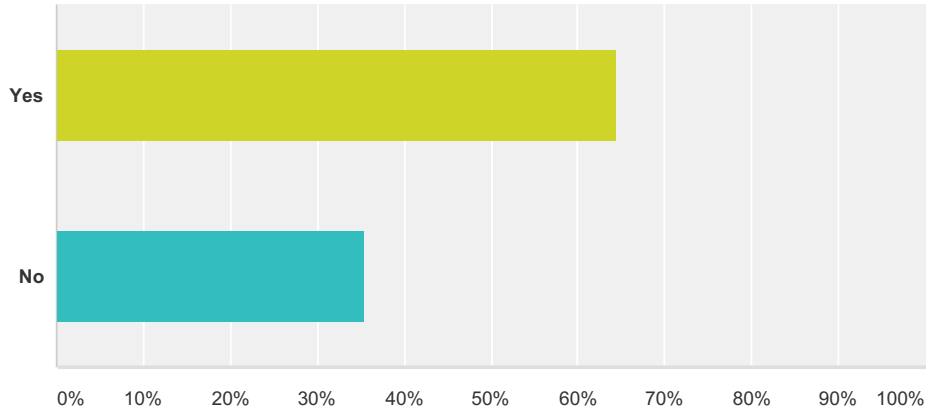
Answered: 140 Skipped: 0



| Answer Choices | Responses | |
|----------------|-----------|------------|
| Yes | 73.57% | 103 |
| No | 5.71% | 8 |
| I don't know | 20.71% | 29 |
| Total | | 140 |

Q10 Would you like to join the PTSA monthly newsletter email list to be made aware of our upcoming programs and activities?

Answered: 135 Skipped: 5



| Answer Choices | Responses |
|----------------|------------|
| Yes | 64.44% 87 |
| No | 35.56% 48 |
| Total | 135 |